



# THEME NIGHT GUIDE

# INVITATIONS

Download invitations at [themenights.awana.org](https://www.themenights.awana.org) and hand out one week in advance.

# LEADERS

This week during Awana® we will take off and fly around the world while we touch, taste, and experience smells from several countries. As the night comes to an end, our goal will be that your students gain a deeper understanding of the value of sharing the gospel to MORE students who desperately need to have a relationship with Jesus Christ.

Use this fun, engaging, and inspiring theme night as part of Missions Month or as a stand-alone theme night. Feel free to adapt this experience to your club environment and time schedule.

We recommend you watch the movie *MORE* ([awana.org/moremovie](https://www.awana.org/moremovie)) before you arrive at Awana to better understand how God is working through Awana not only in the U.S. but also around the world.

# SUGGESTED SCHEDULE

**6:15** Entry Activity

**6:30** Kicking Off the Night  
(large group setting)

**6:40** Large Group Time

**7:00** Station Breakouts  
(Stations are small group activities that students will be divided in throughout the night. Students will rotate stations every 13 minutes with 2-minute transitions.)

- Games
- Handbook
- Food
- Culture

**8:00** Finish Strong

**8:15** Take-home Challenge and Closing

# ENTRY ACTIVITY

## COUNTRY ASSIGNMENT:

### SUPPLIES:

- flags of countries
- face paint
- fun facts from the country  
(A Google® search works well or you will also find ideas and resources in the regional booklets here: [awana.org/go-regional-resources](https://www.awana.org/go-regional-resources).)

### INSTRUCTIONS:

As students arrive, assign them to teams based on countries: Nepal, Tanzania, Philippines, and Rwanda.

After they are checked in, immediately have them go to their team flag. Challenge students to recite verses before the night begins. Each section passed before club will equal double points for their country. Have the team leader introduce students to their country, share a few fun facts about the country, and do face painting to match their team flag to create team spirit.

# KICKING OFF THE NIGHT

(large group setting)

## GROSS OR GREAT GAME:

### SUPPLIES (based on 4 teams):

- 8 covered plates of food from around the world  
(Make sure to include a brief description of the food and the country it comes from under the cover.)
- game show emcee
- "Gross or Great?" PowerPoint® slide
- fun game show music

### INSTRUCTIONS:

As students enter, have the "Gross or Great?" PowerPoint slide appear on the front screen.

Have leaders select one student from each team to come to the front. Make sure the students are willing to participate in the challenge before they go to the front and **double check to make sure they do not have food allergies.**




# KICKING OFF THE NIGHT


(continued)

## GROSS OR GREAT GAME (continued):


Emcee should announce the competition:

 Welcome to 'Gross or Great!' You will be able to taste food from around the world that may bring tears of joy or tears of ... well, let's just say some taste buds may not enjoy everything presented tonight.

Each student will be asked to select a covered plate from a table in 10 seconds (all plates should look exactly the same) by standing behind the plate of their choice.

 We have traveled the world to bring some great and gross items to Awana. No worries, all items are 100 percent safe to eat. Before we begin, would you like to see what you will be eating?

Have the emcee quickly reveal each plate and briefly explain the food and where it came from. After all plates have been introduced, inform students that the first person to eat every nugget of goodness will win points for their team.

 Are you ready? Go! (**Encourage teams to cheer!**)

Repeat activity to introduce more different foods from around the world.

## HELPFUL TIPS:

- If a student resists eating the item, you can ask them to "tag out" with a different student or leader. You may want a garbage can nearby if students dislike the flavor.
- A great place to find different food options by country: [foodbycountry.com](http://foodbycountry.com)\*
- If you are looking for something simpler to do than foods, print flags or photos of different landmarks that are high profile for different countries and have the kids guess what country it represents.


# LARGE GROUP TIME

## GOD LOVES THE WORLD:

### SUPPLIES:

- globe
- Julius* video

### INSTRUCTIONS:

 How big is the world? Could a person really fly around the world in 90 minutes or less? Did any of these food items make you want to jump on a plane and fly to another location?

When I think about the world, there is one verse that really pops into my head. It's John 3:16. If you know this verse, jump up and say it with me.

This verse teaches us that God loves the world. The world ... the big, circular ball of a world (**play with a globe in your hands like it is a ball**).

God loves the world. This seems kind of generic; does this truth even connect with my life and me today? I mean, we know God loved the world and the people in the world a long time ago when the Bible was written; people like Moses, David, King Solomon, Matthew, Peter, and Paul I'm sure were all loved by God. But does He love the world now or did He check out and now the world is just kind of spinning with a whole new batch of people hanging out on it? Does God even care about the 7 billion people in the world right now? And how do we really even know?

This is kind of a deep thought. The Bible was written in the past, but it was written for every person on every single part of the globe yesterday, today, and into the future. Our God is so big He knows each person by name in this room, in our city, in our state, in the U.S., and around the world! The problem is, not everyone knows about the Bible or the good news of Jesus in this world. They have no hope, they are lost, and they feel unloved. God has empowered us to go out and do something big ... something MORE ... something incredible and that is to reach MORE kids for Christ. How can we do this?

# LARGE GROUP TIME

(continued)

## GOD LOVES THE WORLD (continued):



Let's check out this video from our friends in the Philippines.



Download the *Julius* clip at [themenights.awana.org](http://themenights.awana.org). (2:34 minutes)



God loves the world so much that He sent His one and only Son, Jesus, to die on the cross for our sins so we can have a personal relationship with Him. Our God is so loving that He allows you to choose to believe, just like it says in Acts 16:31 (**allow the kids to recite this verse**). It's amazing that in the U.S. we hear this often, but so many people choose not to believe because they are too busy or they think they don't need God. As we visit around the world, we have discovered that when kids hear the good news about Jesus they often quickly receive Him as their Savior. They understand the need for MORE.

Tonight let's continue to travel and do things that you would find around the world with your team. As we visit these stations, think about all the kids who really desire to learn MORE about Jesus. (**Pray.**)

# STATION BREAKOUTS

## INSTRUCTIONS:

Have leaders or special guests champion the stations so kids can experience different activities from around the world.

## STATION 1 – GAMES:

### SUPPLIES (based on 4 teams):

- put away your game pins and bring out water or 2-liter pop bottles with sand in the bottom
- 4 bike tires, baskets or bowls with fake fruit, or other small, lightweight, nonbreakable items
- 4 beanbags
- 1 can

# STATION BREAKOUTS

(continued)

## STATION 1 – GAMES (continued):

### INSTRUCTIONS:

**Relay:** Challenge students to race around the circle while rolling a bicycle tire along their side. (Rwanda)

**Relay:** Have students balance a bowl on their head with fake fruit and race around the circle. Each person running adds an additional food item to their basket. (Burkina Faso)

**Race:** Have a student race around the circle and slide a beanbag into the center to knock over a can in the center of the circle. (Philippines)

## STATION 2 – HANDBOOK:

### SUPPLIES:

- a special guest who speaks a different language
- leaders who can pass sections

### INSTRUCTIONS:

As students recite verses to listeners, remaining students will learn John 3:16 in a different language.

## STATION 3 – FOOD:

### SUPPLIES:

- foods from different countries
- facts about countries that have Awana

### INSTRUCTIONS:

It's time to sample food from around the world! As students are sampling, highlight different countries that have Awana.

# STATION BREAKOUTS

(continued)

## STATION 4 – CULTURE IN A DIFFERENT COUNTRY:

### INSTRUCTIONS:

#### Congolese Refugees in Tanzania:



Many children who live in the refugee camp in Kasulu, Tanzania, were born there. Altogether, the camp holds more than 62,000 refugees from the Democratic Republic of Congo, which has been in an on-again, off-again civil war for nearly 20 years.

Congolese children in these camps grow up eating with their hands. The traditional greeting is to shake hands with the right hand, and to grab the other person's elbow with your left hand while shaking hands.

Although western-styled clothing has become increasingly popular, most girls and women still wear traditional *pagne* (sarong wrap) as well as head scarves.

African children play a large variety of games, some of which are played the world over, such as 'hide and seek' and 'leap frog'.\*\*

Unlike in the West, children's toys in Africa are often homemade rather than shop-bought. For example, boys may play with hoops from the rims of tires. Girls might skip with ropes or play with homemade wooden dolls.\*\*

And of course, African children love ball games such as football, basketball and volleyball.\*\*

\*\*credit: our-africa.org/games-and-sports\*

# STATION BREAKOUTS

(continued)

## STATION 4 – CULTURE IN A DIFFERENT COUNTRY (continued):

### INSTRUCTIONS:

#### Flood Refugees in Laguna, Philippines:



Although most refugees have fled from one country to another, the Laguna refugee area in the Philippines houses flood victims that have no other place to go. Often referred to as "street people," this population is viewed as the absolute lowest in society.

Children in the Philippines wear T-shirts and jeans, similar to American children.

**Piko** is the Philippine variation of the game hopscotch. The players stand behind the edge of a box, and each should throw their cue ball. The first to play is determined depending on the players' agreement (e.g. nearest to the moon, wings or chest). Whoever succeeds in throwing the cue ball nearest to the place that they have agreed upon will play first. The next nearest is second, and so on.\*\*\*

\*\*\*credit: wikipedia.org\*

### SUGGESTIONS TO ENHANCE THE EXPERIENCE:

- Create a tarp tent or shanty town out of cardboard boxes large enough for children to enter. **Please be aware of your church's child protection policies.**
- Highlight that many people walk to get water from wells and they sleep on the ground. For many people around the world, a pillow is unheard of.
- Create an atmosphere of a refugee camp or a slum where people live with very limited items.

# FINISH STRONG

## WORLD TRIVIA:


### SUPPLIES:

- drum
- snack from a different country
- bucket of jungle slime
- music from around the world
- questions
- worship music or instruments

### INSTRUCTIONS:

As students enter, have music from around the world playing.

Select two students from each team to come to the front for a world trivia competition. Have students stand in a U shape so the audience can see. In the middle of the "U" have a drum or an instrument from a different country that can be easily hit. Ask a review question on information learned from this evening (i.e., "True or false: the Bible was only written for people who were alive at the time the Bible was written." or "What is the Congolese custom for shaking hands?"). The first student to hit the drum can answer the question. If the student answers correctly, he or she can earn a prize (a snack from a different country) or slime a leader of their choice with jungle slime.

 Let's worship our God, the creator of all people from around the world.

### Song Suggestions:

1. Tell the World – Hillsong
2. Not Ashamed of the Gospel – Hillsong
3. On We Go – Rob Biagi


# TAKE-HOME CHALLENGE

## SCAVENGER HUNT:

### SUPPLIES:


- bags of popcorn
- tickets / scavenger hunt lists
- fundraising invitations

### INSTRUCTIONS:

 Would you like to know more about kids just like you around the world? Tonight you will each get one last challenge to pop around the world during the week.

All students will get a bag of popcorn with a ticket to watch an online movie with their parents or guardians.

 Download the ticket / scavenger hunt list at [themenights.awana.org](http://themenights.awana.org).

 You will notice next to the ticket is a scavenger hunt you will do while watching the *MORE* movie. If you find all the items in the movie, bring it back and receive bonus points or a special prize next week. If your parents or guardians sign the ticket, you will get double the points.


Select your fundraising method to help reach more kids for Christ. There are some great ideas/tools available at [awana.org/fundraising](http://awana.org/fundraising) to help you with that. Along with your theme night challenge, make sure to send an invitation home to your Awana families to join your club fundraising efforts. Every \$10 your club and church community raises enables one more child to attend Awana.

# CLOSING

### SUPPLIES:

- award for winning team (preferably treats from a different country)

### INSTRUCTIONS:

 We had fun tonight, but before we leave, I want you to remember that God loves you very much, far more than you could ever imagine. He loves you and He loves all the children of this world.

Close with a prayer and award the winning team.